

St. Conor's College



YEAR 8 REVISION GUIDE SUMMER EXAMINATIONS 2023

Monday 5th June - Friday 9th June 2023


Name: _____

Class: _____

Living, Learning, Excelling Together

CONTENTS

- YEAR 8 SUMMER EXAMINATION TIMETABLE
- REVISION TIMETABLES
- TOP TIPS FOR REVISION
- DEALING WITH EXAM STRESS
- STUDY AIDS
- SUBJECT REVISION LISTS
- EXAM PRAYERS



USE THIS STUDY GUIDE TO SECURE EXAM SUCCESS.

WORK HARD & GOOD LUCK!

YEAR 8 SUMMER EXAMINATION TIMETABLE

MONDAY 5TH JUNE-FRIDAY 9TH JUNE

	Mon 5 th	Tues 6 th	Wed 7 th	Thurs 8 th	Fri 9 th
Period 1	REVISION	STUDY	REVISION	REVISION	HOME ECONOMICS
Period 2 & 3	ENGLISH	DAY	RELIGION	GEOGRAPHY	FRENCH
Period 4	REVISION	AT	REVISION	REVISION	REVISION
Period 5 & 6	IRISH	HOME	MATHS	HISTORY	SCIENCE

Please Note that **TUESDAY 6th JUNE** is a Revision Day.

All Year 8 pupils will study at home.



WEEKLY REVISION PLANNER
MAY

Date	Day	Subject	Revision Topics
15 th May	Mon		

16 th May	Tues		

17 th May	Wed		

18 th May	Thurs		

19 th May	Fri		

20 th May	Sat		

21 st May	Sun		



**WEEKLY REVISION PLANNER
MAY**

Date	Day	Subject	Revision Topics
22 nd May	Mon		

23 rd May	Tues		

24 th May	Wed		

25 th May	Thurs		

26 th May	Fri		

27 th May	Sat		

28 th May	Sun		



**WEEKLY REVISION PLANNER
MAY/JUNE**

Date	Day	Subject	Revision Topics
29 th May	Mon		

30 th May	Tues		

31 st May	Wed		

1 st June	Thurs		

2 nd June	Fri		

3 rd June	Sat		

4 th June	Sun		



**WEEKLY REVISION PLANNER
JUNE**

Date	Day	Subject	Revision Topics
5 th June	Mon		


6 th June	Tues		

7 th June	Wed		

8 th June	Thurs		

9 th June	Fri		

St Conor's College Top Tips for Revision



1. **Study in a quiet place free from distractions.** Switch off your phone, TV, music etc.
2. **Have a designated study time each day.** Try to spend at least 2 hours on schoolwork each night. Complete your homework and use any extra time to do revision.
3. **Make a 'revision timetable' in preparation for your exams.** Use the timetable provided in this booklet and stick to it.
4. **Create and use a variety of study aids.** There are some provided in this booklet. They will help you to memorise and learn the information you need to know.
5. **Get help.** Ask friends, family and teachers to help you.
6. **Take a 5 or 10 minute break every hour and do some exercise, go for a short walk or make a healthy snack.**
7. **Allow yourself time each day to relax and make sure you get 8 hours sleep each night.**
8. **Drink water and eat well.** Eat good brain foods - wholegrain foods, blueberries, broccoli, tomatoes, oily fish, nuts.
9. **Don't panic if you feel a bit nervous.** A certain amount of nervousness actually helps you perform to the best of your ability, producing a rush of adrenaline that helps you to feel alert and focused.
10. **Think positively!** You can and will do well but you need to do the work now.





DEALING WITH EXAM STRESS

If stress affects you, try to find ways to maintain a positive attitude and cultivate a positive approach during your revision.



KEEP FIT

by taking some exercise you enjoy



RELAX

perhaps by sitting quietly or meditating



EAT WELL

but healthily



PLANNED TIME AWAY

take some planned time away from study, rather than avoiding revision

THINGS THAT CAN HELP



RECOGNISE ACHIEVEMENTS

be pleased with your achievements as you revise

REWARD YOURSELF

reward yourself with an occasional treat



SLEEP

get sufficient sleep



ENGLISH



Your examination paper will last for One hour and 30 minutes and there will be two sections.

Section A: Reading fiction – seven questions based on one text (45 minutes)

Section B: Personal or Creative writing – one piece of extended writing from a choice of two titles (45 minutes)

Section A: Reading prose fiction

In order to complete Section A you should:

1. Learn your definitions for the key terms associated with **imaginative writing** in English, including:

Nouns: naming words which may be concrete, e.g. table; abstract, e.g. happiness; or proper, e.g. Claire, Kilrea.

Verbs: action / doing words used by the author to describe what a character is doing

Adjectives: describing words which help build a clearer picture for the reader e.g. the cute, fluffy kitten.

Imagery: how writers create images and pictures in the mind of the reader. Examples of imagery include similes, metaphors and personification. Imagery is used to help the reader imagine the world of the writer more closely.

Simile: A type of imagery where a comparison is made between two things using the words 'like' or 'as', e.g. 'your eyes are like stars'.

Metaphor: A strong type of imagery where a comparison is made between two things by saying that one thing actually is another, e.g. 'you are the sunshine in my life'.

Personification: Describing a non-human thing as if it has human qualities, e.g. the wind whistled through the trees'.

Onomatopoeia: Sound imagery, where a word is pronounced in a way that mimics the sound made. This helps the reader to imagine the world of the story more closely, e.g. bang, crash, whoosh, boom, splat.

Alliteration: The repetition of consonant sounds at the beginning of words which are close to one another, e.g. **W**ayne's **W**inter **W**onderland.

Sensory language: The use of the five senses to evoke an imagined scene, e.g. writing about the **sights**, **sounds**, **smells**, **tastes** and **touch** sensations of the imagined scene.

2. Know how the writer creates characters.

- Their words
- Their actions
- Their appearance
- What the narrator says about them
- What other characters say about them
- How other characters behave toward them

Remember to

- Read the text thoroughly
- Read the questions thoroughly
- Ensure you have taken your answers from within the specified line numbers
- Bring a highlighter to highlight evidence from the text
- Bring a pen and a spare pen to write your answers
- Read for at least 20 minutes each day
- Complete at least three comprehension practice tasks in the run up to your exam

Section B: Personal or Creative Writing This section tests your writing skills. You will have 45 minutes to complete this section.

- 10 minutes planning
- 30 minutes writing
- 5 minutes to check your work

You will be given a choice between a personal writing title and an image with a creative writing prompt. You must write either a short piece of personal writing or a piece of creative writing based on an image. (It can be based on a real or imaginary experience!)

Plan your response (10 minutes)

Use the 5Ws & H to brainstorm your ideas on your chosen title

- **Who?** Who is involved in the story / recount
- **What?** What is the sequence of events? (Decide on the BME (beginning, middle, end) and then fine tune your ideas into introduction, development, complication, crisis, resolution. Decide on whether you will employ any flashback / foreshadowing etc.
- **Where?** Where is your story set?
- **When?** When does it take place – over how many minutes / hours / days? (With short stories, timeframe will probably be limited to a number of hours rather than days!)
- **Why?** Why are you writing this? What do you want your readers to think about or understand after reading your recount?
- **How?** Use the writer's craft to plan and construct your writing paying particular attention to:
 - **Words and phrases** (nouns, verbs, adjectives, adverbs)
 - **Linguistic techniques** (see language techniques for Section A)
 - **Variation in sentence structure** (long / short / questions / exclamations / triples / lists etc.)
 - **Variation in punctuation choices** (full stop, comma, question marks, exclamation mark, speech marks, colon and semi-colon)

2. Write your response (30 minutes) bearing the above in mind and developing your own style to engage your reader

Always remember, when writing an engaging narrative:

- Show, don't tell
- Explode the moment
- BME – beginning, middle, end
- Vivid, exact details - zoom in and stretch out
- Strong emotions
- Dialogue
- Reflective ending

3. Check your response (5minutes) Add any further stylistic / linguistic techniques / full stops / paragraph breaks / other punctuation etc.

SINCE THIS TESTS YOUR WRITING SKILLS IT IS ESSENTIAL THAT YOU PAY PARTICULAR ATTENTION TO SPELLING, PUNCTUATION, GRAMMAR AND PARAGRAPHS!

FRENCH



In order to complete this exam, you will need to bring the following materials/equipment:

- A blue or black pen

TOPIC	KNOWLEDGE REQUIRED
Greetings-	You will need to know and understand: <ul style="list-style-type: none">• Range of greetings –• “ça va?” + answers
Name	
Age	
Dates	
School	
Writing	<ul style="list-style-type: none">• Numbers 1 – 31• Months• Days of the week• Structure of saying dates• School items• Saying what you have and have not – j’ai/je n’ai pas de• Classroom items• Classroom instructions• School subjects in French• Opinion phrases• Write answers to Oral questions 1 – 8 – pg 63/64 in booklet

***To aid revision use YouTube to practise songs- alphabet, numbers, days, months / booklet/ class book**

GEOGRAPHY



In order to complete this exam, you will need to bring the following materials/equipment:

- A blue or black pen
- A pencil
- Colouring pencils

TOPIC	KNOWLEDGE REQUIRED
Settlement	You will need to know and understand: <ul style="list-style-type: none">• How sites for settlements were chosen• Land use patterns in towns• How functions and land use change• Advantages and disadvantages of urban and rural settlements• How settlements can change over time
Atlas and map reading skills	<ul style="list-style-type: none">• How to use an atlas• How to use coordinates• 4 figure grid references
Transport	<ul style="list-style-type: none">• Types of transport• Transport problems• Solutions to Traffic problems

****Spelling, punctuation and grammar will be assessed and marks awarded in the examination****

HISTORY



In order to complete this exam, you will need to bring the following materials/equipment:

- A blue or black pen

TOPIC	KNOWLEDGE REQUIRED You will need to know and understand:
The Normans	<ul style="list-style-type: none">• Why did William build Castles?• Motte and Bailey Castles• Stone castles• Attacking/Defending a Castle• Life in the Castle• Medieval Village life/Town life

****Spelling, punctuation and grammar will be assessed and marks awarded in the examination****

HOME ECONOMICS



In order to complete this exam, you will need to bring the following materials/equipment:

- A Blue or Black pen, pencil and colouring pencils.

Content that you need to revise:	Understand and know	Need to learn
<p style="text-align: center;">Topic 1</p> <ul style="list-style-type: none"> ▪ The importance of hygiene and safety rules. ▪ Basic first aid - how to treat minor injuries. ▪ Equipment used in Home Economics. ▪ Different parts of the cooker (hob, grill & oven). ▪ Cooking methods (grilling, baking, boiling, frying) ▪ Weights and measurements. 		
<p style="text-align: center;">Topic 2</p> <ul style="list-style-type: none"> ▪ Give examples of different types of <u>foods</u> and <u>nutrients</u> found in each section of the Eatwell Guide. ▪ Why the 8 Tips for Eating Well are important for good health: <ul style="list-style-type: none"> - Give examples of how to reduce salt, fat and sugar in the diet. - Give examples of how to increase fibre in the diet. - Why hydration is essential to maintain a good state of health. - The importance of breakfast for adolescents. ▪ Be able to modify/change ingredients in a recipe to make healthier meals and snacks. 		

IRISH



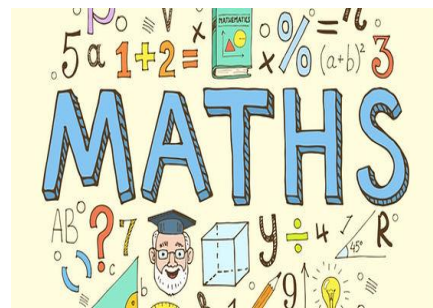
In order to complete this exam, you will need to bring the following materials/equipment:

- A blue or black pen and colouring pencils.

TOPIC	KNOWLEDGE REQUIRED
	You will need to know and understand:
Beannachtaí	<ul style="list-style-type: none">• Greetings
Uimhreacha agus an t-Am	<ul style="list-style-type: none">• Numbers 1-100• Time (digital and analogue)
Saol na Scoile	<ul style="list-style-type: none">• School subjects• Likes and dislikes• Classroom objects• Colours• Clothing

**Use your Irish Booklet OR Quizlet to revise
coneill468 – Year 8 – Summer exam revision**

Ádh Mór Ort!



MATHS

In order to complete this exam, you will need to bring the following materials/equipment:

- A blue or black pen
- Ruler
- Pencil
- Rubber

****This is a non-calculator exam****

TOPIC	KNOWLEDGE REQUIRED You will need to know and understand:
Number	<ul style="list-style-type: none"> • Writing Numbers • Place Value • Rounding to 10, 100 1000 • Addition • Subtraction • Convert fraction to decimal • Units of Measure
Algebra	<ul style="list-style-type: none"> • Algebra – simplify • Algebra – solve • Sequences
Geometry and Measure	<ul style="list-style-type: none"> • Regular Polygons • 3D Shapes – vertices, faces, edges • Nets of 3D Shapes • Different Angles – acute, obtuse, reflex etc • Measure angles • Measure lengths • Lines of Symmetry • Rotational Symmetry • Perpendicular lines • Units of Measure • Perimeter • Reading clock face • Convert minutes to hours and minutes • Translation
Data Handling	<ul style="list-style-type: none"> • Probability- Words • Coordinates • Bar Charts • Venn Diagram • Line Graphs • Two Way Tables

****Marks will be awarded for working out, therefore show working out for ALL questions****



RELIGION

In order to complete this exam, you will need to bring the following materials/equipment:

- A blue or black pen
- A pencil
- A rubber

TOPIC	KNOWLEDGE REQUIRED
<p>The Land Where Jesus Lived</p>	<p>You will need to know and understand:</p> <ul style="list-style-type: none"> - when the Romans conquered Palestine and who the main Roman leaders were at the time of Jesus - the reasons for the tension between the Jews and the Romans - the geography of Palestine, including the regions, city, towns & villages, river and lakes - why Jews did not travel through Samaria or like the Samaritans - the importance of the Sabbath day and Sabbath day service - what a synagogue is and be familiar with the interior of the synagogue - the importance of the Jewish Temple and know the different areas within the temple. - the different Jewish religious leaders at the time of Jesus, including the Sadducees, Pharisees, Scribes and also be familiar with the role of the High Priest and Sanhedrin. - the key features of a typical home in Nazareth at the time of Jesus - what school was like at the time of Jesus - key information about the Bar Mitzvah ceremony for Jewish boys
<p>The Ministry of Jesus</p>	<ul style="list-style-type: none"> - the Baptism of Jesus - why Jesus was baptised - what the Kingdom of God is - the story of the call of the first disciples

****Spelling, punctuation and grammar will be assessed and marks awarded in the examination****

SCIENCE



In order to complete this exam, you will need to bring the following materials/equipment:

- A blue or black pen, pencil, rubber and a calculator

TOPIC	KNOWLEDGE REQUIRED
Investigating Science	<p>You will need to know and understand:</p> <ul style="list-style-type: none"> • Hazards in a laboratory • Suggest ways of reducing hazards in a laboratory • Hazard symbols • Identify 12 pieces of basic lab apparatus • State what each piece of apparatus is used for • Read scales in Science and state the units for volume and temperature • Convert measurements • Calculate the volume of cuboids using the formula $L \times B \times H$ • State hazards involved in using a Bunsen burner • Explain the features of the Bunsen burner. • Burning magnesium experiment
Materials	<ul style="list-style-type: none"> • Understand the meaning of matter • Tell the difference between matter and non-matter • Three states of matter; Solid, Liquid and gas. • Metals and Non-metals • Classification of materials • Properties of Materials • Natural v Man made
Cells & Tissues	<ul style="list-style-type: none"> • 7 Life processes • Main organ systems in the human body

	<ul style="list-style-type: none"> • Main organs in a plant • Microscope • Structure of an animal & plant cell. Similarities and differences. • Specialised cells. • Classification - Vertebrates & non-vertebrates.
Earth & Space	<ul style="list-style-type: none"> • Length of the day / year and why. • The seasons and the earth's tilt. • Phases of the moon. • Eclipses. • Key definitions. • Solar System. • The universe.
Acid & Alkalis	<ul style="list-style-type: none"> • Types of acids including examples • Types of alkalis including examples • Indicator types • pH scale and how it's used to identify the acidity of substances • Using indicators on home products

SCHOOL PRAYERS

Hail Mary

The Memorare

EXAM PRAYER

Dear Lord,

**Help me approach my exams
with a clear head and a calm mind.**

Give me your strength

and your peace

and let me do justice to

all that I have learned.

Thank you Lord,

for all my talents and gifts.

AMEN

