


Saint Conor's College



Year 9 Revision Guide Summer Examinations 2026

Tuesday 2nd - Friday 5th June 2026


Name: _____

Class: _____

Living, Learning, Excelling Together

CONTENTS

- YEAR 9 SUMMER EXAMINATION TIMETABLE
- REVISION TIMETABLES
- TOP TIPS FOR REVISION
- DEALING WITH EXAM STRESS
- REVISION TECHNIQUES
- SUBJECT REVISION LISTS
- EXAM PRAYER



USE THIS STUDY GUIDE TO SECURE EXAM

SUCCESS.

WORK HARD & GOOD LUCK!

YEAR 9 SUMMER EXAMINATION TIMETABLE

Tuesday 2nd June-Friday 5th June 2026

	Tues 2 nd	Wed 3 rd	Thurs 4 th	Fri 5 th
Period 1	IRISH	FRENCH	STUDY	HOME ECONOMICS
Period 2 & 3	HISTORY	MATHS	DAY	GEOGRAPHY
Period 4	LLW	REVISION	AT	REVISION
Period 5 & 6	SCIENCE	RELIGION	HOME	ENGLISH

Please note that Thursday 4th June is a Study Day.

All Year 9 pupils will study at home.

**WEEKLY REVISION PLANNER
MAY**



Date	Day	Subject	Revision Topics
18 th May	Mon		

19 th May	Tues		

20 th May	Wed		

21 st May	Thurs		

22 nd May	Fri		

23 rd May	Sat		

24 th May	Sun		

**WEEKLY REVISION PLANNER
MAY**



Date	Day	Subject	Revision Topics
25 th May	Mon		

26 th May	Tues		

27 th May	Wed		

28 th May	Thurs		

29 th May	Fri		

30 th May	Sat		

31 st May	Sun		

**WEEKLY REVISION PLANNER
JUNE**



Date	Day	Subject	Revision Topics
1 st June	Mon		

2 nd June	Tues		

3 rd June	Wed		

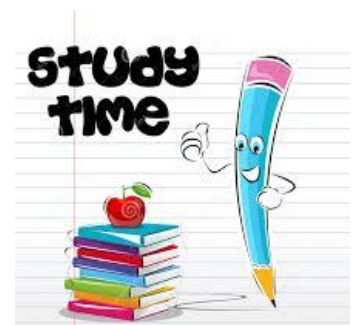
4 th June	Thurs		

5 th June	Fri		

St Conor's College Top Tips for Revision



1. **Study in a quiet place free from distractions.** Switch off your phone, TV, music etc.
2. **Have a designated study time each day.** Try to spend at least 2 hours on schoolwork each night. Complete your homework and use any extra time to do revision.
3. **Make a 'revision timetable' in preparation for your exams.** Use the timetable provided in this booklet and stick to it.
4. **Create and use a variety of study aids.** There are some provided in this booklet. They will help you to memorise and learn the information you need to know.
5. **Get help.** Ask friends, family and teachers to help you.
6. **Take a 5-10 minute break every hour and do some exercise, go for a short walk or make a healthy snack.**
7. **Allow yourself time each day to relax and make sure you get 8 hours sleep each night.**
8. **Drink water and eat well.** Eat good brain foods - wholegrain foods, blueberries, broccoli, tomatoes, oily fish, nuts.
9. **Don't panic if you feel a bit nervous.** A certain amount of nervousness actually helps you perform to the best of your ability, producing a rush of adrenaline that helps you to feel alert and focused.
10. **Think positively!** You can and will do well but you need to do the work now.





DEALING WITH EXAM STRESS

If stress affects you, try to find ways to maintain a positive attitude and cultivate a positive approach during your revision.



KEEP FIT

by taking some exercise you enjoy



RELAX

perhaps by sitting quietly or meditating



EAT WELL

but healthily



PLANNED TIME AWAY

take some planned time away from study, rather than avoiding revision

THINGS THAT CAN HELP



RECOGNISE ACHIEVEMENTS

be pleased with your achievements as you revise

REWARD YOURSELF

reward yourself with an occasional treat

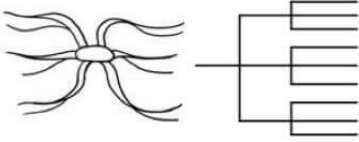

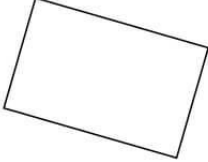

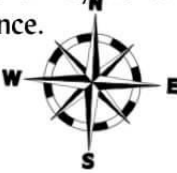






SLEEP

get sufficient sleep



Learning/Revision Techniques

<h2>Map It</h2> <p>Create a mind map of the key points.</p> 	<h2>Journey It</h2> <p>Remember lists of information by placing images on a journey.</p> 	<h2>Index It</h2> <p>Transfer the key points to index cards.</p> 
<h2>Story It</h2> <p>Create a weird and vivid story using the key points.</p> 	<h2>Mnemonic It</h2> <p>Use the first letter of key words to create a sentence.</p> <p>A well known example:</p> <ul style="list-style-type: none"> Never Eat Shredded Wheat 	<h2>Click It</h2> <p>Create a presentation about the key points.</p> 
<h2>Flip It</h2> <p>Write questions and answers and flip it anywhere.</p> 	<h2>Timeline It</h2> <p>Place key points along a line in date order.</p> 	<h2>Sing It</h2> <p>Set key points to some familiar music/rap.</p> 
<h2>Record It</h2> <p>Use your mobile to record yourself explaining the key points and play it back regularly.</p> 	<h2>Post It</h2> <p>Write key words on to Post Its and stick them around your room.</p> 	<h2>Comic It</h2> <p>Create your own comic strip using the key points.</p> 

ENGLISH



Your examination paper will last for One hour and 30 minutes and there will be two sections.

There will be two sections on the paper as follows:

Section A: Reading fiction – seven questions based on one text (45 minutes)

Section B: Personal or Creative writing – one piece of extended writing from a choice of two titles (45 minutes)

Section A: Reading prose fiction

In order to complete Section A you should:

1. Learn your definitions for the key terms associated with **imaginative writing** in English, including:

Nouns: naming words which may be concrete, e.g. table; abstract, e.g. happiness; or proper, e.g. Claire, Kilrea.

Verbs: action / doing words used by the author to describe what a character is doing

Adjectives: describing words which help build a clearer picture for the reader e.g. the cute, fluffy kitten.

Imagery: how writers create images and pictures in the mind of the reader. Examples of imagery include similes, metaphors and personification. Imagery is used to help the reader imagine the world of the writer more closely.

Simile: A type of imagery where a comparison is made between two things using the words 'like' or 'as', e.g. 'your eyes are like stars'.

Metaphor: A strong type of imagery where a comparison is made between two things by saying that one thing actually is another, e.g. 'you are the sunshine in my life'.

Personification: Describing a non-human thing as if it has human qualities, e.g. the wind whistled through the trees'.

Onomatopoeia: Sound imagery, where a word is pronounced in a way that mimics the sound made. This helps the reader to imagine the world of the story more closely, e.g. bang, crash, whoosh, boom, splat.

Alliteration: The repetition of consonant sounds at the beginning of words which are close to one another, e.g. **W**ayne's **W**inter **W**onderland.

Sensory language: The use of the five sense to evoke an imagined scene, e.g. writing about the **sights, sounds, smells, tastes** and **touch** sensations of the imagined scene.

2. Know how the writer creates characters.
 - Their words
 - Their actions
 - Their appearance
 - What the narrator says about them
 - What other characters say about them
 - How other characters behave toward them
3. Know how the writer creates tension
 - the words they use
 - repetition

- sentence structure
- paragraphing
- punctuation

Remember to

- Read the text thoroughly
- Read the questions thoroughly
- Ensure you have taken your answers from within the specified line numbers
- Bring a highlighter to highlight evidence from the text
- Bring a pen and a spare pen to write your answers
- Read for at least 20 minutes each day
- Complete at least three comprehension practice tasks in the run up to your exam

Section B: Personal or Creative Writing This section tests your writing skills. You will have 45 minutes to complete this section.

- 10 minutes planning
- 30 minutes writing
- 5 minutes to check your work

You will be given a choice between a personal writing title and an image with a creative writing prompt. You must write either a short piece of personal writing or a piece of creative writing based on an image. (It can be based on a real or imaginary experience!)

Plan your response (10 minutes)

Use the 5Ws & H to brainstorm your ideas on your chosen title

- **Who?** Who is involved in the story / recount
- **What?** What is the sequence of events? (Decide on the BME (beginning, middle, end) and then fine tune your ideas into introduction, development, complication, crisis, resolution. Decide on whether you will employ any flashback / foreshadowing etc.
- **Where?** Where is your story set?
- **When?** When does it take place – over how many minutes / hours / days? (With short stories, timeframe will probably be limited to a number of hours rather than days!)
- **Why?** Why are you writing this? What do you want your readers to think about or understand after reading your recount?
- **How?** Use the writer's craft to plan and construct your writing paying particular attention to:
 - **Words and phrases** (nouns, verbs, adjectives, adverbs)
 - **Linguistic techniques** (see language techniques for Section A)
 - **Variation in sentence structure** (long / short / questions / exclamations / triples / lists etc.)

- **Variation in punctuation choices** (full stop, comma, question marks, exclamation mark, speech marks, colon and semi-colon)

2. Write your response (30 minutes) bearing the above in mind and developing your own style to engage your reader


Always remember, when writing an engaging narrative:

- Show, don't tell
- Explode the moment
- BME – beginning, middle, end
- Vivid, exact details - zoom in and stretch out
- Strong emotions
- Dialogue
- Reflective ending

3. Check your response (5minutes) Add any further stylistic / linguistic techniques / full stops / paragraph breaks / other punctuation etc.

SINCE THIS TESTS YOUR WRITING SKILLS IT IS ESSENTIAL THAT YOU PAY PARTICULAR ATTENTION TO SPELLING, PUNCTUATION, GRAMMAR AND PARAGRAPHS!

FRENCH



In order to complete this exam, you will need to bring the following materials/equipment:

- A blue or black pen

TOPIC	KNOWLEDGE REQUIRED
	You will need to know and understand:
Oral Questions	<ul style="list-style-type: none">• Know how to answer oral questions in FRENCH• See end of booklet
Family	<ul style="list-style-type: none">• Family members• Structures – “I have got “and “I have not got”• Masculine and feminine indicators with NOUNS (un/une)
Descriptions	<ul style="list-style-type: none">• Personality adjectives• Je suis/ J'ai• Quantifiers - very/quite/a little• Hair and eyes• Hair lengths, types & styles• Stature – physical appearance
Weather	<ul style="list-style-type: none">• Weather phrases – il y a / il fait + others
Hobbies	<ul style="list-style-type: none">• Hobbies as nouns – « le /la /les/l' »• Hobbies you play - Je joue• Hobbies you do – je fais• A range of verbs relating to Hobbies

***To aid revision, create posters – coloured words/pictures to make revision scrapbook.**

YouTube videos on family members in French.

Activities in TEAMS.



GEOGRAPHY

In order to complete this exam, you will need to bring the following materials/equipment:

- A blue or black pen
- Ruler
- Pencil
- Colouring pencils

TOPIC	KNOWLEDGE REQUIRED
	You will need to know and understand:
Rivers	<ul style="list-style-type: none">• Water Cycle• Elements of Water Cycle – Evaporation, Condensation & Precipitation• What is a Drainage basin?• Explain the formation of the following River features – Waterfalls, meanders, floodplain, Ox-Bow Lake• Types of Erosion & transportation
Population	<ul style="list-style-type: none">• China's One Child Policy• Impacts of Policy on Chinese people• Impacts of policy on China's population
Climate Change	<ul style="list-style-type: none">• What is Climate Change• What is the Greenhouse Effect• Impacts of Climate Change

****Spelling, punctuation and grammar will be assessed and marks awarded in the examination****

HISTORY



In order to complete this exam, you will need to bring the following materials/equipment:

- A blue or black pen

TOPIC	KNOWLEDGE REQUIRED You will need to know and understand:
Colonisation and Plantation	Slavery <ul style="list-style-type: none">• Transatlantic slave trade• Middle passage• Conditions on the slave ships• Key terms and meanings Plantation of Ulster <ul style="list-style-type: none">• Why the Plantation occurred• Who 'planted' Ulster?• Consequences of the Plantation
Gunpowder Plot	<ul style="list-style-type: none">• Who were the plotters?• What was the plot?• Why did the plot fail?• What happened to Guy Fawkes and the other conspirators?
Native Americans	<ul style="list-style-type: none">• Who were the Sioux?• The importance of the Buffalo• Sioux Lifestyle

****Spelling, punctuation and grammar will be assessed and marks awarded in the examination****

HOME ECONOMICS

In order to complete this exam, you will need to bring the following materials/equipment:

- A blue or black pen and a pencil



Content that you need to revise:	Understand and know	Need to learn
<p style="text-align: center;">Consumerism</p> <ul style="list-style-type: none">• Define the terms, 'consumer', 'goods', 'services', 'needs', 'wants' and 'savings', giving examples for each.• Outline the factors that influence consumer choice when out shopping.• Describe the following shopping options- a local independent shop, a supermarket, a market stall, a specialist shop, online shopping and shopping channels.• Evaluate (adv/disadv) each of the above shopping options.• Provide examples of sources of income (money we earn) and expenditure (money we spend) for an individual.• List ways in which individuals can save money effectively.		



IRISH

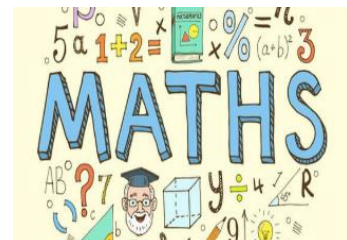
In order to complete this exam, you will need to bring the following materials/equipment:

- A blue or black pen

TOPIC	KNOWLEDGE REQUIRED
Days, Months & Seasons	<p style="text-align: center;">You will need to know and understand:</p> <ul style="list-style-type: none"> • Days of the week • Special Days-Christmas, St Patrick's Day, Halloween etc • Months of the year • Seasons
Weather	<ul style="list-style-type: none"> • General weather phrases • Tá an aimsir ar fheabhas! • Tá an aimsir go maith! • Specific weather phrases • Tá sé fuar • Tá sé te • Past Tense=Bhí • Present Tense=Tá • Future Tense=Beidh • Describing the weather in particular cities/counties-In Aontroim, In An Dún, I gCorcaigh, I mBéal Feirste, I nGaillimh.
Breakfast	<ul style="list-style-type: none"> • Breakfast Food • Breakfast Drinks • D'ith mé-I ate • D'ól mé-I drink • Likes & Dislikes • Is binn/breá/aoibhinn liom • Is maith liom • Ní maith liom • Is fuath liom • Justifying Opinions- Is maith liom uibheacha mar tá siad sláintiúil.

Use vocabulary lists in Irish Booklet to create revision notes.

Ádh Mór Ort!



MATHS

In order to complete this exam, you will need to bring the following materials/equipment:

- A blue or black pen
- Calculator (you need to bring your own)
- Pencil
- Rubber
- Ruler
- Protractor

****This is a calculator exam****

TOPIC	KNOWLEDGE REQUIRED
Number	<p style="text-align: center;">You will need to know and understand:</p> <ul style="list-style-type: none"> • Place Value • Rounding to 1 decimal place • Multiples and Factors • Negative Numbers • BIDMAS • Ordering Decimals • Product of Prime Factors • Add Fractions (same denominator) • Add Fractions (different denominator) • Divide Fractions • Find a fraction of an amount • Find a percentage of an amount
Geometry and Measure	<ul style="list-style-type: none"> • Angles on a straight line • Angles in a full turn • Angles in a triangle • Angles in a quadrilateral • Stem and Leaf Diagrams • Pie Charts • Perimeter • Area of composite shapes • Mean, Median, Mode and Range
Algebra	<ul style="list-style-type: none"> • Simplifying expressions • Expanding a bracket • Factorising • Solve equations • Simplify Ratios
Data Handling	<ul style="list-style-type: none"> • Probability – words • Area of a triangle

****Marks will be awarded for working out, therefore show working out for ALL questions****



RELIGION

In order to complete this exam, you will need to bring the following materials/equipment:

- A blue or black pen, a pencil and a rubber.

TOPIC	KNOWLEDGE REQUIRED
The Christian Church	<p>You will need to know and understand:</p> <ul style="list-style-type: none"> • what a follower of Jesus is called • what the title “pope” means • what persecution means and when the persecution of Christians began • key details about Emperor Constantine including when he came into power and the law he passed which ended Christian persecution • the reasons for the first split in Christianity which resulted in Catholic and Orthodox Christians • know the year of the split between Catholic and Orthodox Christians and some of the places in the world where you would find Orthodox Christians • Some key similarities and differences between Catholic and Orthodox Christians • some key features of Sunday worship in an Orthodox Church (no musical instruments, icons, iconostasis, seating arrangements) • the reasons for the Protestant Reformation which resulted in the second split in the Christian Church and Protestant Christians (criticisms of the Pope, cardinals, bishops & priests, the sale of indulgences) • information about Martin Luther and his role in the Protestant Reformation (95 Theses, refusal to attend the Diet of Worms, burned the Pope’s letter, ex-communicated, translated the Bible into German, inspired other reformers) • Key aspects about the Protestant denominations: Anglicanism, Methodism and Presbyterianism
The Miracles of Jesus	<ul style="list-style-type: none"> • The story of the healing of blind Bartimaeus • The story of Jesus healing the boy • The story of Jesus calming the storm • The story of Jesus healing Jairus’ daughter

****Spelling, punctuation and grammar will be assessed and marks awarded in the examination****



SCIENCE

In order to complete this exam, you will need to bring the following materials/equipment:

- A blue or black pen
- A pencil and a rubber

TOPIC	KNOWLEDGE REQUIRED You will need to know and understand:
Reproduction	<ul style="list-style-type: none"> • Organs in the human body • Male and female reproductive systems • Female system; ovary, oviduct, uterus, vagina, cervix and their function • Male system; glands, testes, sperm duct, bladder, urethra, penis, scrotum, foreskin and their function • Fertilisation and where it occurs • How a baby survives in the womb • The changes in adolescences
Food and Diet	<ul style="list-style-type: none"> • The 5 different nutrients found in food (carbohydrate, proteins, fats, vitamins and minerals), their functions and examples of foods these nutrients are found in • The food tests (Starch, Sugar and Protein) • The importance of water and fibre in our diet • Nutrition information tables and balanced diet • Diabetes (what it is, the 2 different types and why it's increasing among young people) • The organs of the digestive system (labelled diagram and their function) • The role of enzymes in digestion • How villi in the small intestine help food absorption
Energy	<ul style="list-style-type: none"> • what energy is needed for • the unit of energy • the different forms of energy • examples of energy transfers • Renewable and Non-renewable energy resources • Conduction, Convection and Radiation
Breathing and Respiration	<ul style="list-style-type: none"> • structure of the respiratory system- trachea, bronchus, bronchiole, alveoli, diaphragm, ribs, intercostal muscles • what happens when we inhale and exhale. • how the alveoli are adapted for gases exchange. • the word equation for aerobic respiration.
Separating Techniques	<ul style="list-style-type: none"> • Filtration • Evaporation • Distillation • Separating funnel usage • Chromatography

****Spelling, punctuation and grammar will be assessed and marks awarded in the examination****

EXAM PRAYER

Dear Lord,

**Help me approach my exams
with a clear head and a calm mind.**

**Give me your strength
and your peace
and let me do justice to
all that I have learned.**

**Thank you Lord,
for all my talents and gifts.**

AMEN

